

QUICK START GUIDE

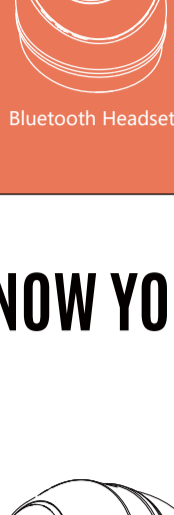
BH300



Bluetooth v5.3

A4TECH x 2DRUMTEK

WHAT'S IN THE BOX



Bluetooth Headset



USB Type-C Rechargeable Cable



AUX 3-Pin 3.5mm Audio Cable



User Manual

KNOW YOUR PRODUCT

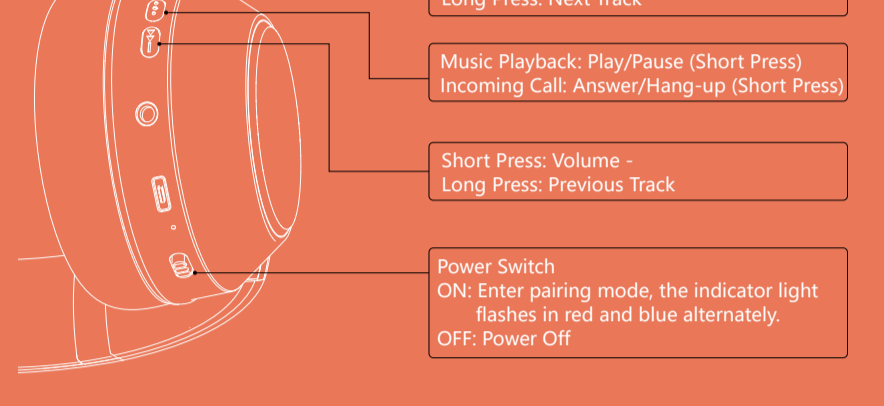


Adjustable Headband

- Volume + / Next Track
- Play/Pause or Answer/Hang-up
- Volume - / Previous Track
- 3-Pin 3.5mm Audio Port
- Type-C Charging Port
- Indicator Light
- Power Switch

Foldable Design

CONTROL ON YOUR FINGERS



Short Press: Volume +
Long Press: Next Track

Music Playback: Play/Pause (Short Press)
Incoming Call: Answer/Hang-up (Short Press)

Short Press: Volume -
Long Press: Previous Track

Power Switch
ON: Enter pairing mode, the indicator light flashes in red and blue alternately.
OFF: Power Off

WIDE COMPATIBILITY



Note: You can only choose one mode to connect the headset. Can not operate different modes at the same time.



Bluetooth v5.3



AUX 3-Pin 3.5mm Wired Audio

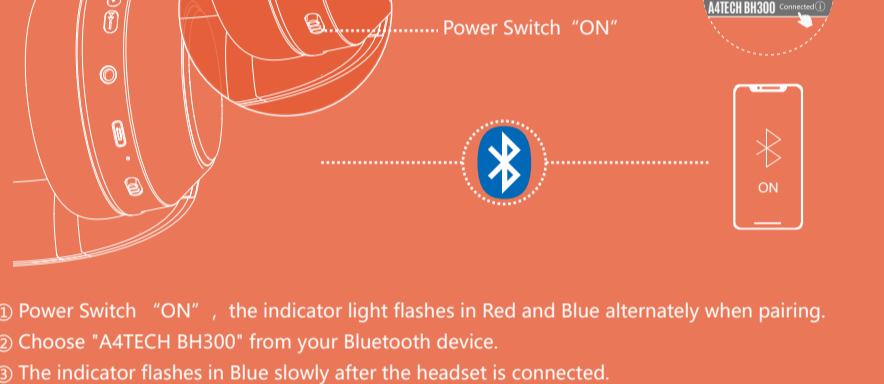
Warm Tips:

In wired mode you can only listen to music, not for calls.

CONNECTING BLUETOOTH DEVICE

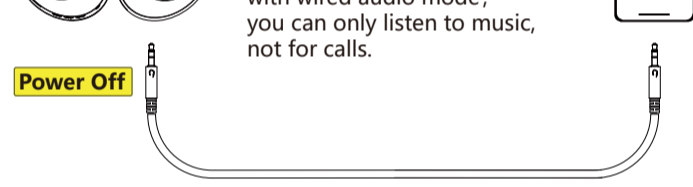


(For The First Time Use)



- Power Switch "ON", the indicator light flashes in Red and Blue alternately when pairing.
- Choose "A4TECH BH300" from your bluetooth device.
- The indicator flashes in Blue slowly after the headset is connected.

CONNECTING WIRED DEVICE



Power Off

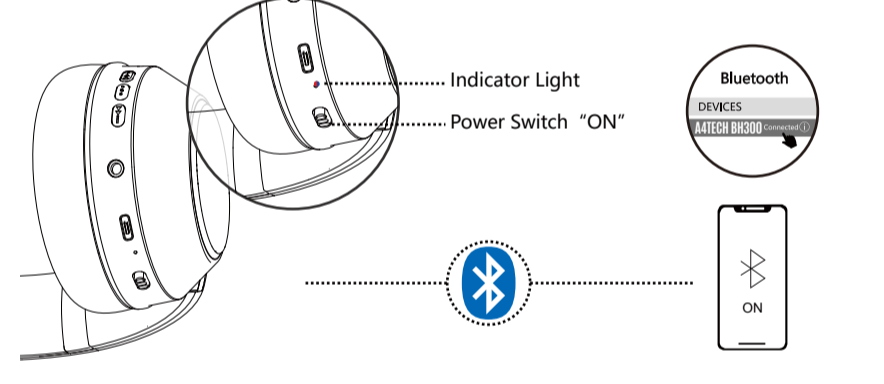
Warm Tips: When the headset connects with wired audio mode, you can only listen to music, not for calls.

The AUX 3-Pin 3.5mm audio cable is included. Just play and play.

CONNECTING BLUETOOTH DEVICE



(For The Second Time Use)

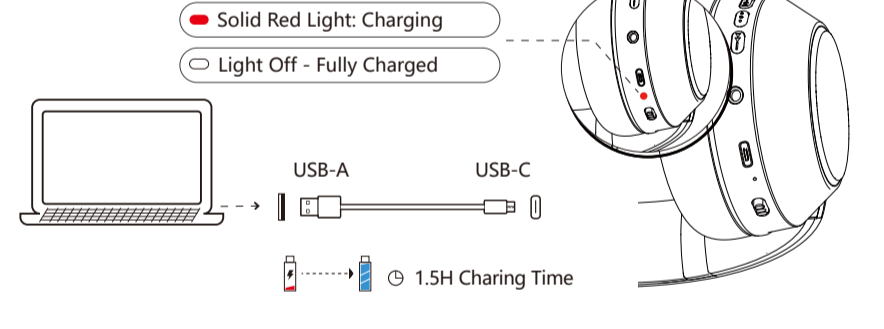


The device you connected last time will be remembered. Automatically connect back to the last device after power on.

Warm Tips: Make sure the Bluetooth devices is turned on.

CHARGING/LOW BATTERY INDICATOR

15 MINUTES Charging Time = 3 HOURS Playback Time



Solid Red Light: Charging

Light Off - Fully Charged

USB-A USB-C

1.5H Charging Time

Flashing red light indicates when the battery is below 25%.

TECH SPEC

| | |
|---------------------|---|
| Graphene Driver: | 40mm |
| Frequency: | 20Hz - 20KHz |
| Impedance: | 32 ohm |
| Sensitivity: | 100 dB |
| Mic. Type: | Omnidirectional |
| Mic. Frequency: | 100Hz - 10KHz |
| Mic. Sensitivity: | -42 dB |
| Wired Mode: | 3-Pin 3.5mm Audio |
| Wireless Mode: | Bluetooth v5.3 |
| Operation Distance: | Up to 10 m (32 feet) |
| Battery Type: | 400mA Lithium Battery |
| Charging Time: | 1.5H |
| Playback Time: | 35 Hours (50% volume) |
| Cable Length: | Type-C Charging Cable: 30 cm 3.5mm Audio Cable: 100 cm |
| Weight: | 187g |

SAFETY RULES

- To avoid hearing damage, do not use headphones at a high volume for a long time.
- Never disassemble or modify your headphones for any reason. Otherwise, it may cause the headphones to malfunction, which is not covered by the warranty.
- Do not get the device wet with liquids, otherwise will cause serious damage to the device. Damage caused by water entering the device will not be covered by the manufacturer's warranty.
- Please do not place the product in an environment where the temperature is too low (above 45°C or below -20°C).
- Do not place your device's light close to your eyes.
- Not suitable for children under 3 years old.
- Do not use the device during a thunderstorm.

WARNING STATEMENT

THE FOLLOWING ACTIONS MAY DAMAGE THE PRODUCT.

- To disassemble, bump, crush, or throw into the fire is forbidden for lithium batteries.
- Do not expose under the strong sunlight.
- The discard of the battery should obey the local law, if possible please recycle it. Do not dispose of it as household garbage, because it may cause an explosion.
- Do not continue to use if severe swelling occurs.
- Please try to avoid charging in an environment below 0°C.
- The user is not allowed to remove or replace the batteries unless specified in the user manual.



The Bluetooth word mark and logos are registered trademarks owned by the Bluetooth SIG, Inc. and any use of such marks by A4TECH is under license. Other trademarks and trade names are those of their respective owners.