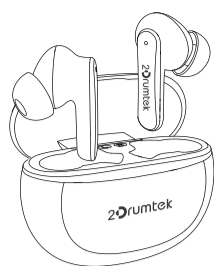


# QUICK START GUIDE



**B25**  
TWS

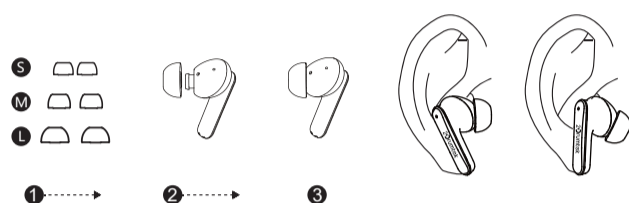
Bluetooth v5.2

4TECH x 2Drumtek

## WHAT'S IN THE BOX

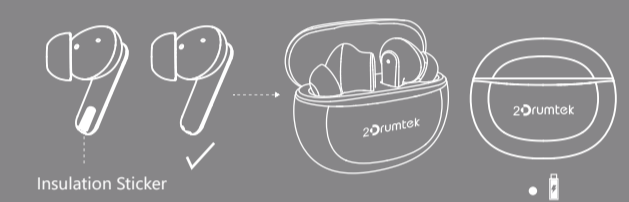


## HOW TO WEAR



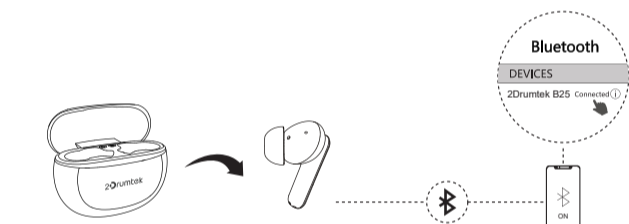
Choose your appropriate sleeves.  
(Size M is on the earphones)

## FIRST TIME USE



Remove the insulation sticker from earphones before the first time use.  
(Then put the earphones into the charging case and start charging both devices until fully charged before first time use.)

## POWER ON & CONNECT



Automatically enter pairing mode once take out the earphones.  
(L/R earphone can be used independently)

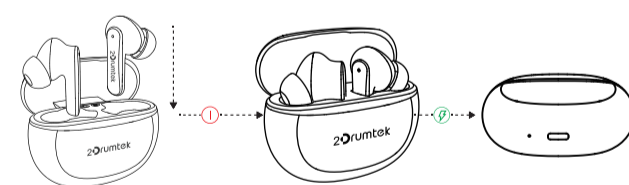
Choose "2Drumtek B25" to connect

## RECONNECT & DISCONNECT



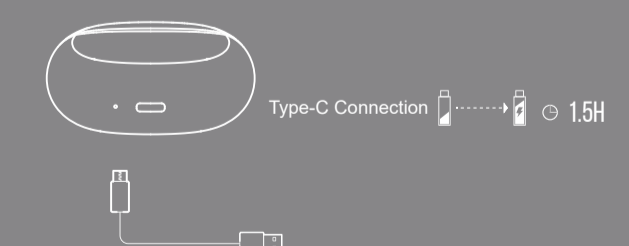
To reconnect, take out the earphones and it will automatically be connected.  
(Make sure the Bluetooth on your phone is turned on.)

## CHARGING

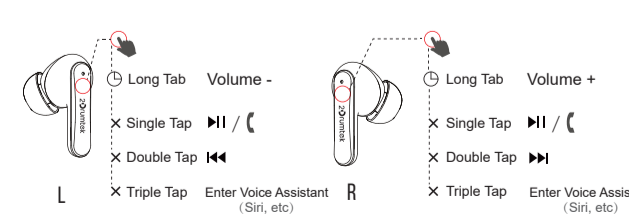


Automatically charging once the earphones are inside the charging case.  
(The indicator will be solid red after putting the earphones back into the charging case, light off when fully charged.)

## CHARGE THE CHARGING CASE



## CONTROL AT YOUR FINGERTIPS



(Long tap 2s to hang up phone call or decline an incoming call.)

## LED INSTRUCTION

